

## CREDIT OPINION

25 June 2025

New Issue



Send Your Feedback

## Closing date

25 June 2025

### TABLE OF CONTENTS

Capital structure	1
Summary	1
Credit strengths	2
Credit challenges	2
Key characteristics	3
Asset description	5
Asset analysis	11
Securitisation structure description	16
Securitisation structure analysis	20
ESG considerations	23
Methodology and monitoring	24
Modelling assumptions	24
Appendix 1: Summary of the originator's underwriting policies and procedures	25
Appendix 2: Summary of the servicer's collection procedures	26

### Contacts

Steven Becker +49.69.70730.939  
VP-Sr Credit Officer  
steven.becker@moodys.com

Yuval Toledano +49.69.70730.905  
AVP-Analyst  
yuval.toledano@moodys.com

» Contacts continued on last page

# VCL Multi-Compartment S.A., Compartment VCL 45

New Issue - New ABS auto lease securitisation in Germany by Volkswagen Leasing GmbH

## Capital structure

Exhibit 1

### Definitive ratings

Series	Rating	Amount (million)	% of assets	Legal final maturity	Coupon	Subordination(*)	Reserve fund(**)	Total credit enhancement(***)
Class A	Aaa (sf)	€ 956.00	95.60%	Apr-31	1mE + 0.53%	4.40%	1.20%	5.60%
Class B	Aa2 (sf)	€ 18.00	1.80%	Apr-31	1mE + 0.90%	2.60%	1.20%	3.80%
Subordinated loan	NR	€ 17.60	1.76%		Not disclosed	0.84%	0.00%	0.84%
Total liability		€ 991.60	99.16%					
Over-collateralisation		€ 8.40	0.84%					
Total portfolio		€ 1,000.00	100.00%					

\* At closing (includes over-collateralisation).

\*\* As a percentage of the initial outstanding discounted portfolio balance.

\*\*\* No benefit is attributed to the excess spread.

Sources: VCL Multi-Compartment S.A., Compartment VCL 45 prospectus, Moody's Ratings

## Summary

VCL Multi-Compartment S.A., Compartment VCL 45 (VCL 45) is a static cash securitisation of German auto lease installments originated by [Volkswagen Leasing GmbH](#) ("VWL") (A1, Negative Outlook), owned by [Volkswagen Bank GmbH](#) ("VWB") (A1/P-1 deposit ratings, A1(cr)/P-1(cr), Negative Outlook) and ultimately owned by [Volkswagen Aktiengesellschaft](#) ("VW") (Baa1/P-2, Stable Outlook). Residual value cash flows are not securitised. The servicer is VWL.

Our analysis focused, among other factors, on an evaluation of the underlying portfolio of receivables; the historical performance of the total book and the past asset backed securities (ABS) transactions; the credit enhancement provided by subordination, over-collateralisation and the cash reserve; the liquidity support available in the transaction by way of principal to pay interest and the cash reserve; and the legal and structural aspects of the transaction. Our cumulative loss expectation for the asset pool is 0.5% and the portfolio credit enhancement (PCE) is 5.0%.

## Credit strengths

- » **Granular portfolio composition:** The portfolio is highly granular, with the largest and 20 largest lessees accounting for 0.2% and 2.0% of the pool, respectively. The portfolio also benefits from good geographical diversification (see "Asset description - Assets as of the cut-off date - Pool characteristics").
- » **Static structure:** The structure does not include a revolving period during which additional portfolios may be sold to the special purpose vehicle (SPV). This feature limits portfolio performance volatility caused by an additional portfolio purchase.
- » **Financial strength of VWL:** VWL is rated A1 and acts as the originator and servicer of the transaction. Furthermore, VWL represents the largest captive leasing company in Europe and has extensive experience in the origination and servicing of leasing portfolios (see "Asset description - Assets as of the cut-off date - Originator and servicer").
- » **Securitisation experience:** VWL has gained securitisation experience over the last 25 years (see "Asset description - Assets as of the cut-off date - Originator and servicer").
- » **Credit enhancement:** The transaction benefits from several sources of credit enhancement provided through (1) subordination of the notes, (2) a subordinated loan, (3) initial over-collateralisation, and (4) the building up of additional over-collateralisation if net loss triggers are in breach. The reserve fund provides limited additional credit enhancement because it is only available to pay interest and senior fees until the legal final maturity (see "Securitisation structure description - Detailed description of the structure - Cash reserve").
- » **Performance of previous transactions:** The previous VCL transactions rated by us have generally performed in line with or better than our expectations (see "Asset analysis - Comparables - Prior transactions").

## Credit challenges

- » **Strong links with VWL:** VWL acts as the originator and servicer of the transaction. There is no backup servicer facilitator or backup servicer in place before a servicer termination event like servicer insolvency. (see "Securitisation structure description").
- » **Commingling risk:** The commingling risk on collections is mitigated by (1) the rating of the servicer at closing, (2) the monthly sweep of collections to the issuer account, (3) a requirement to advance expected collections before each collection period upon a downgrade of VWB below Baa2 and (4) the automatic termination of collection authority upon servicer insolvency (see "Asset analysis - Primary asset analysis - Commingling risk").
- » **Compliance with the German insolvency code :** According to Sec. 108 (1)(2) of the German insolvency code (InsO), lease receivables have to be refinanced within a short period of time after origination to remain valid and enforceable for the issuer in case of an originator insolvency. Legal risk increases because of the fact that the maximum interim period exceeds three months at the pool cut-off date by up to around 21 days to complete the portfolio transfer for the initial secured refinancing of lease receivables in the securitised portfolio. The risk is mitigated by (1) the clear limit and the short additional period of time; (2) the obvious intention of the originator to use securitisation for lease refinancing; and (3) the relatively high rating of the originator VWL (see "Securitisation structure analysis - Additional structural analysis - Asset transfer, true sale and bankruptcy remoteness").
- » **Service components in lease contracts:** A significant portion of lease contracts in the pool (78.3%) have standard service components attached to them. Although cash flows for services are not securitised, this may lead to lessee contract termination risk or lessee set-off risk in case services are not provided. However, this risk is mitigated by a number of factors, including the strong incentive to continue services in a servicer insolvency scenario because of the German post-insolvency restructuring regime. In addition, the enforcement of such lessee rights is uncertain (see "Securitisation structure analysis - Additional structural analysis - Service components in lease contracts").

This publication does not announce a credit rating action. For any credit ratings referenced in this publication, please see the issuer/deal page on <https://ratings.moody's.com> for the most updated credit rating action information and rating history.

## Key characteristics

The exhibit below describes the main asset characteristics of the portfolio. WA stands for weighted average and WAL for weighted average life.

Exhibit 2

### Asset characteristics

Seller/originator:	Volkswagen Leasing GmbH (VWL) (A1, Negative Outlook)
Servicer:	Volkswagen Leasing GmbH (VWL) (A1, Negative Outlook)
Receivables:	Lease instalments from leases granted to commercial and private customers resident in Germany to finance the purchase of new and used vehicles
Total amount:	€ 1,000,003,056.8
Length of revolving period in years:	Static
Number of contracts:	110,093
Number of lessees:	88,712
New vehicle (as % of total pool):	93.0%
Used vehicle (as % of total pool):	5.6%
Demo vehicle (as % of total pool):	1.4%
Type of obligors (as % of total pool):	Private: 24.3%; Commercial: 75.7%
WA remaining term in years:	2.6
WA seasoning in years:	0.7
WAL of portfolio in years (excl. prepayments):	1.2
WA portfolio interest rate:	N/A
Delinquency status:	All lease receivables are current as of cut-off date
Loss rate observed:	Whole book cumulative weighted average net loss between January 2019 - February 2025: 0.1%
Recovery rate observed:	N/A
Delinquencies:	Whole book delinquency ratio between January 2014 - December 2024: 0.5% (61-90 days)
Cumulative loss rate (modelled):	0.5%, which is below peer group in the EMEA Auto ABS market
Recovery rate (modelled):	N/A
Aaa portfolio credit enhancement (PCE):	5.0%, which is below the peer group in the EMEA Auto ABS market (with a CoV of 71.7%)

Sources: VCL Multi-Compartment S.A., Compartment VCL 45 prospectus, Moody's Ratings

The exhibit below shows the counterparties associated with the transaction. N/A stands for those counterparties that do not apply to the transaction.

Exhibit 3

**Securitisation structure characteristics**

Transaction parties	At closing
Issuer:	VCL Multi-Compartment S.A., Compartment VCL 45
Back-up servicer:	N/A
Back-up servicer facilitator:	N/A
Cash manager:	Citibank Europe plc (Aa3/P-1 deposit ratings; Aa3(cr)/P-1(cr))
Back-up cash manager:	N/A
Calculation agent/computational agent:	Citibank Europe plc (Aa3/P-1 deposit ratings; Aa3(cr)/P-1(cr))
Back-up calculation agent/computational agent:	N/A
Swap counterparty:	DZ BANK AG, Deutsche Zentral-Genossenschaftsbank, Frankfurt am Main
Issuer account bank:	Citibank Europe plc (Aa3/P-1 deposit ratings; Aa3(cr)/P-1(cr)), acting through its Germany branch
Collection account bank:	N/A
Paying agent:	Citibank Europe plc (Aa3/P-1 deposit ratings; Aa3(cr)/P-1(cr))
Data protection/security trustee:	Data Protection Trustee: CSC Data Custody Agent Services Netherlands B.V.; Security Trustee: CSC Trustees GmbH
Issuer administrator:	N/A
Corporate services provider:	Circumference FS (Luxembourg) S.A.
Arranger:	UniCredit Bank GmbH (A2/P-1 deposit ratings; A1(cr)/P-1(cr))
Joint lead managers:	DZ BANK AG, Deutsche Zentral-Genossenschaftsbank, Frankfurt am Main; RBC Capital Markets (Europe) GmbH; UniCredit Bank GmbH (A2/P-1 deposit ratings; A1(cr)/P-1(cr))
Custodian:	Citibank N.A., London Branch (Aa3(cr)/P-1(cr))
<b>Liabilities, credit enhancement and liquidity</b>	
Annualised excess spread at closing:	2.32%
Credit enhancement/reserves:	Cash collateral reserve representing 1.2% of aggregated discounted receivables balance with a floor of 1.0% of the initial discounted portfolio balance, or outstanding principal under Class A and Class B notes if lower; Initial over-collateralisation; Subordination of the notes
Form of liquidity:	Cash collateral reserve, Principal to pay interest mechanism
Number of months liquidity based on Moody's assumptions:	5.1
Interest payments:	Monthly in arrears on each payment date
Principal payments:	Pass-through on each payment date
Payment dates:	21st calendar day of each month First payment date: 21 July 2025
Hedging arrangements:	Fixed-floating rate swap

Sources: VCL Multi-Compartment S.A., Compartment VCL 45 prospectus, Moody's Ratings

## Asset description

The assets are comprised of monthly paying auto leases that VWL has granted, to private (24.3%) and commercial lessees (75.7%) residing in Germany.

Of the contracts, 78.3% include service packages. These service packages may include maintenance and repair services, fuel cards, insurance and other client services. The payments related to maintenance and other services are not part of the amounts to be securitised in this transaction.

The data and information on the portfolio set out in this report are based on the portfolio as of May 2025.

## Assets as of the cut-off date

### Pool characteristics

The balance of the portfolio amounts to approx. €1000.0 million for a total of 110,093 contracts. The portfolio is collateralised by around 93.0% new cars, 5.6% used cars and 1.4% demonstration vehicles, whereby the vast majority of vehicles relate to the VW brands. Portfolio cash flows result from 100.0% fixed lease instalment cash flows.

A single contract type is securitised which is closed calculation contracts (100.00%) that allow the lessee to use the car and an agreed service package for a fixed price. The lessee does not receive any profit from lower actual service costs or if the vehicle sells at contract termination for a higher value than expected.

As is common for German auto lease contracts, the seller, as the lessor, assigns the security title registration of the vehicle to the issuer and the vehicle is registered under the name of the lessor/seller. Further characteristics can be summarised as follows:

- » The lease agreement provides for the payment of fixed equal monthly installments.
- » The maximum maturity is up to 60 months; generally, the maturity is between 13 and 48 months. Extensions are generally not allowed.
- » Prepayments are possible; a prepayment penalty is applied.
- » The servicer can grant payment holidays up to a period of 6 months, depending on the creditworthiness of the customer.

The exhibit below summarises additional information of the portfolio.

Exhibit 4

### Additional information on asset characteristics

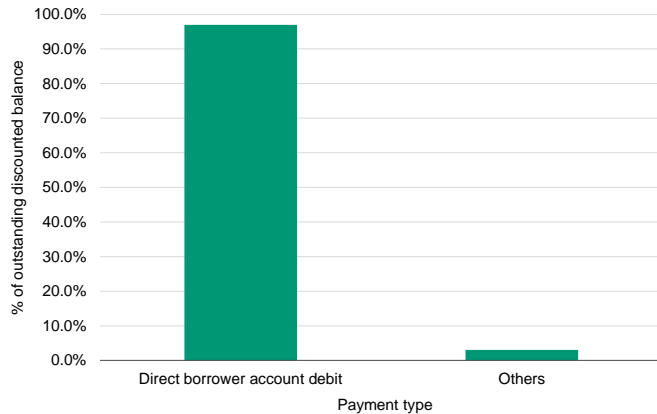
#### Pool cut-off as of 31 May 2025

Average outstanding discounted balance	€ 9,083.3
Number of dealers	N/A
<b>Geographic concentration</b>	
Largest region	North Rhine-Westphalia (23.7%)
2nd largest region	Bavaria (16.8%)
3rd largest region	Baden-Wuerttemberg (15.8%)
<b>Manufacturer distribution</b>	
1st largest manufacturer	Volkswagen (36.7%)
2nd largest manufacturer	Audi (23.0%)
3rd largest manufacturer	Skoda (18.2%)
<b>Obligor concentration</b>	
Single obligor (group) concentration	0.2%
Top 5 obligor (group) concentration	0.7%
Top 10 obligor (group) concentration	1.2%
Top 20 obligor (group) concentration	2.0%

Source: VWL

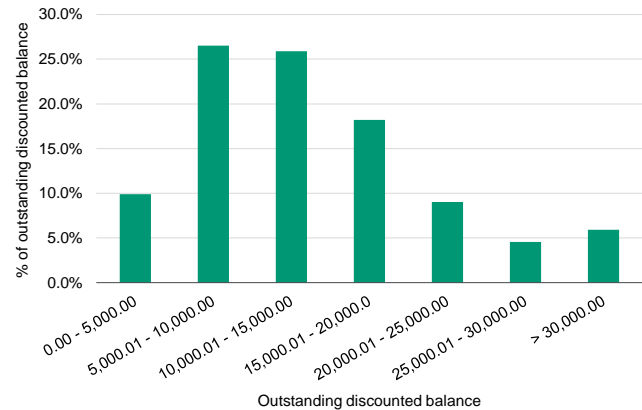
The exhibits below describe the portfolio breakdown by payment type and outstanding discounted balance.

Exhibit 5

**Portfolio breakdown by payment type**

Source: VWL

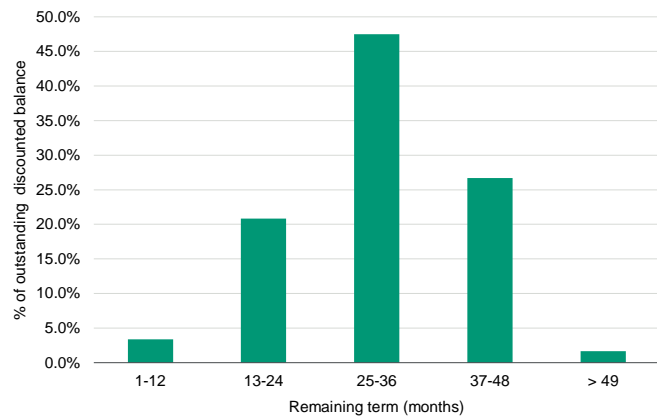
Exhibit 6

**Portfolio breakdown by outstanding discounted balance per contract**

Source: VWL

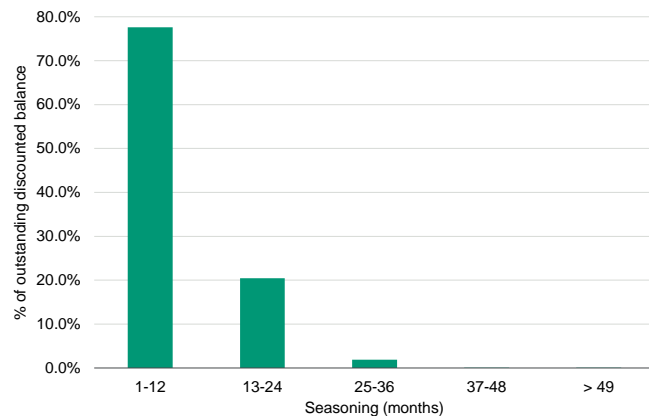
The exhibits below show the portfolio breakdown by remaining term and seasoning.

Exhibit 7

**Portfolio breakdown by remaining term in months**

Source: VWL

Exhibit 8

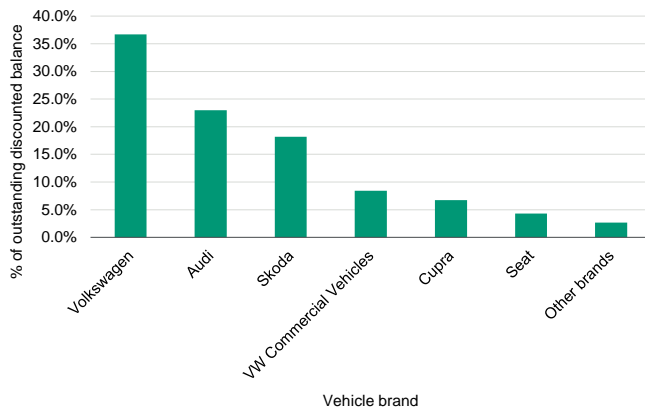
**Portfolio breakdown by seasoning in months**

Source: VWL

The exhibits below show the portfolio breakdown by car brand and customer type.

Exhibit 9

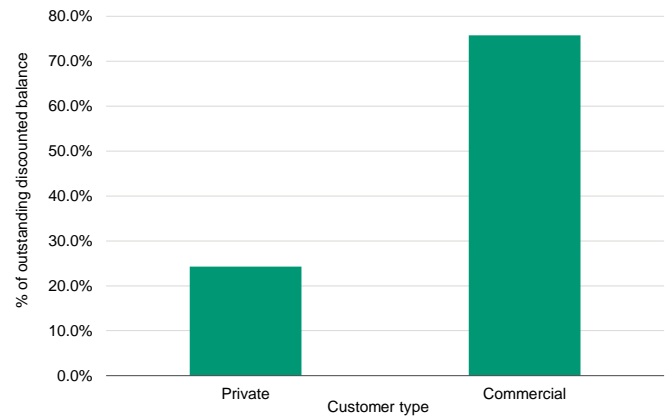
## Portfolio breakdown by car brand



Source: VWL

Exhibit 10

## Portfolio breakdown by customer type

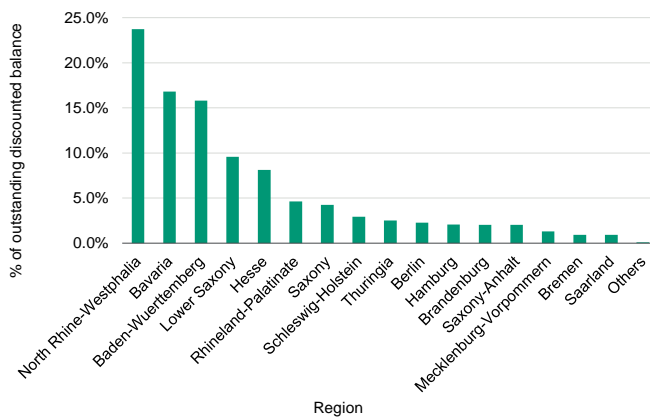


Source: VWL

The exhibits below show the geographical and the industry sector distribution of the portfolio.

Exhibit 11

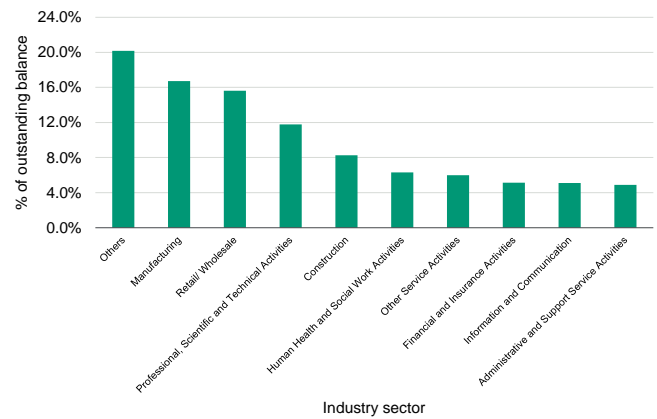
## Portfolio breakdown by region



Source: VWL

Exhibit 12

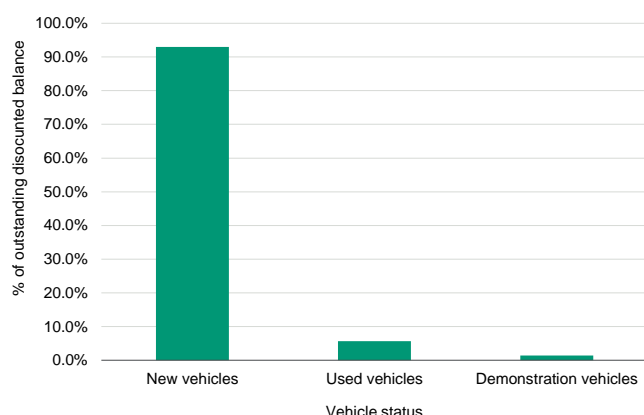
## Portfolio breakdown by industry sector



Source: VWL

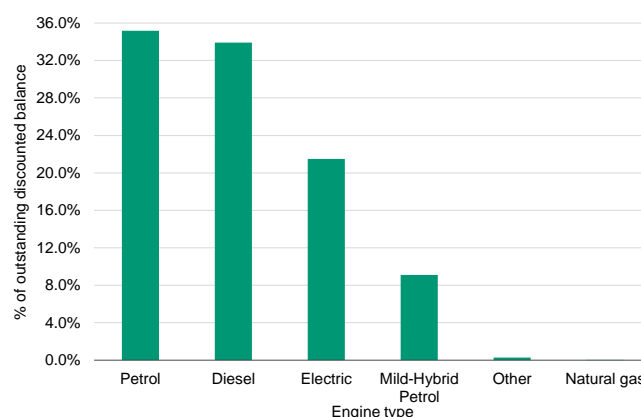
The exhibits below show the portfolio breakdown by vehicle status and engine type.

Exhibit 13

**Portfolio breakdown by vehicle status**

Source: VWL

Exhibit 14

**Portfolio breakdown by engine type**

Source: VWL

**Originator and servicer**

In May 2025, we met with VWL, a wholly owned subsidiary of VW Bank, itself owned by VW. VWL acts as a originator and servicer in the VCL 45 transaction.

VWL is responsible for the leasing business of the Volkswagen Group in Germany, with five branches in Braunschweig (Audi Leasing, SEAT Leasing, Skoda Leasing, Ducati Leasing and AutoEuropa Leasing) and three branches in Italy (Milan, Verona and Bolzano). VWL cooperates in Germany with around 3,700 dealerships of the Volkswagen Group.

The historical performance of VCL transactions rated by us compares positively with that of its peer group of German auto lease ABS transactions.

The origination process is highly automated. A scoring system is in place to assess the borrower's credit risk, which takes into consideration, among other things, external credit bureau information, in some cases from two different bureaus; internal payment behaviour in case of a repeat customer; customer's debt history; and fraud information. The underwriting process is in line with the market standards.

Both retail customers and corporate customers are scored by a numeric system of 16 risk classes, going from 1 to 15 and a separate class D as the worst score for defaulted customers. For corporate customers, which are customers that have entered into a master framework agreement with VWL, the leasing application is manually assessed by at least two credit officers.

Collection management is organised centrally from an internal collection centre. Collection procedures rely almost exclusively on direct debit, which accounts for around 98.9% of payments in this pool. The collection process and early arrears management are highly automated. Repossessed leased vehicles are sold to dealers, or through VWL's used vehicles centre.

VWL is subject to regular internal and external audits.

The exhibit below summarises the main characteristics of the originator's background.



Exhibit 15

**Originator profile, servicer profile and operating risks**

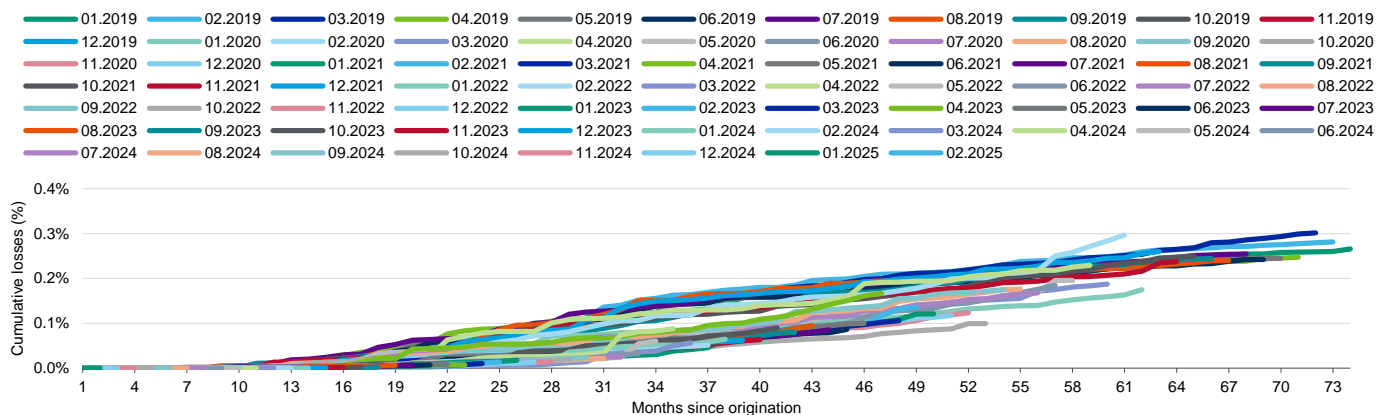
Date of operations review:	May 2025
<b>Originator background</b>	
Rating:	A1/P-1
Financial institution group outlook for sector:	Negative
Ownership structure:	Wholly owned by Volkswagen Bank GmbH, itself owned by Volkswagen Financial Services AG
Asset size:	EUR 60 bn. (as per Dec-24)
% of total book securitised (excl. this transaction):	N/A
Transaction as % of total book:	N/A
% of transaction retained:	5.0%
<b>Servicer background</b>	
Rating:	A1/P-1
Regulated by:	German Supervisory Authority for Banking Business (BaFin)
Total number of receivables serviced:	2 million (as per Dec-24)
Number of staff:	1,041 (as per Dec-24)

Source: VWL

The originator provided us with performance data on its whole leasing portfolio. However, we have not received recovery data. Loss data spans over a period from January 2019 to February 2025. Dynamic delinquency data has been provided from January 2014 to December 2024. The quantity and quality of data received are adequate compared with transactions that have achieved high investment-grade ratings in this sector in other European countries. The WA remaining term of the leases is about 2.6 years, with a maximum of 4.8 years.

The exhibit below shows cumulative net losses since origination for the originator's whole book.

Exhibit 16

**Annual vintage average loss curves - Auto lease book of VWL (01/2019 - 02/2025)**

Source: VWL

**Eligibility criteria**

The key eligibility criteria are as follows:

- » The lease contracts are legally valid and binding agreements;
- » Purchased lease receivables are denominated, payable in euro and assignable;
- » Purchased lease receivables are free of defences, whether pre-emptory or otherwise for the agreed term of the lease contract as well as free from rights of third parties and that the lessees in particular have no set-off claim;

- » The status and enforceability of the purchased lease receivables is not impaired because of warranty claims or any other rights of the lessees;
- » None of the lessees is an affiliate of Volkswagen AG, Familie Porsche Stuttgart and Familie Piech Salzburg Gruppe;
- » No purchased lease receivable is overdue;
- » Terminations of the lease contracts have not occurred and are not pending;
- » The lease contracts shall be governed by the laws of Germany;
- » The lease contracts have been entered into exclusively with lessees who are either corporate entities with a registered office in Germany or private individuals and have their residence in Germany;
- » As on the cut-off date, at least two lease instalments have been paid in respect of each of the lease contracts and that the lease contracts require substantially equal monthly payments to be made within 12-60 months of the date of origination of the lease contract;
- » The total amount of lease receivables with one and the same lessee does not exceed 0.5% of the aggregate discounted receivables balance in respect of any single lessee at the cut-off date;
- » Percentage of the discounted receivables balance generated under the lease contracts for non-VW group vehicles does not exceed 5.0% of the aggregate cut-off date discounted receivables balance;
- » The acquisition of the leased vehicles by VWL is financed in compliance with the requirements of sec. 108 (1), second sentence of the German insolvency code (InsO);
- » No insolvency proceedings according to the applicable insolvency law have been initiated against any of the lessees during the term of the lease contracts up to the last day of the month preceding the closing date;
- » The purchased lease receivables do not include a credit impaired lessee or a lessee who is unlikely to pay its obligations or who is past due more than 90 days;
- » The lease receivables assigned do not represent a separately conducted business or business segment of VWL;
- » None of the lessees has exercised its right of revocation, if any.

## Asset analysis

### Primary asset analysis

Our analysis of the credit quality of the assets includes an examination of the lease loss distribution of the pool, based on our assumptions and historical data.

#### Lease loss distribution

The first step in the analysis was to define a loss distribution of the pool of leases to be securitised. Because of the large number of leases, we used a continuous distribution to approximate the loss distribution: the lognormal distribution. The probability loss distribution associates a probability with each potential future loss scenario for the portfolio. Hence, this distribution has been applied to numerous loss scenarios on the asset side to derive the level of losses on the notes.

The two main parameters that determine the shape of the loss distribution: the mean loss and the PCE. The expected loss captures our expectations of performance considering the current economic outlook, while the PCE captures the loss we expect the portfolio to suffer in the event of a severe recession scenario. We generally derive these parameters from the historical data; we may make adjustments based on further analytical elements, such as performance trends, differences in portfolio composition or changes in servicing practices, among others.

#### Derivation of lease loss rate expectation

The portfolio expected loss of 0.5% is below the EMEA auto lease ABS average and is based on our assessment of the lifetime expectation for the pool.

We primarily based our analysis on the historical cohort performance data that the originator provided for a portfolio that is representative of the portfolio. We also evaluated other European market trends, benchmark lease transactions and other qualitative considerations. We stressed the results from the historical data analysis to account for the fact that the provided historical data does not allow an analysis of recovery performance in an economic distressed environment, and the possible consequence on pool performance in a declining economic climate.

#### Derivation of PCE

The PCE of 5.0% is below the EMEA auto lease ABS average. The PCE has been defined following the analysis of data variability, as well as by benchmarking this portfolio with past and similar transactions. Factors that affect the potential variability of a pool's credit losses are historical data variability; the quantity, quality and relevance of historical performance data; originator and servicer quality; certain pool characteristics, such as asset concentration; and certain structural features.

#### Commingling risk

VWL collects all payments under the leases in this pool into a collection account under its name. In the event of a servicer bankruptcy, commingling losses may arise. Commingling risk on collections is mitigated by (1) the rating of the servicer at closing, (2) the monthly sweep of collections to the issuer account, (3) a requirement to advance expected collections before each collection period upon a downgrade of VWB below Baa2 and (4) the automatic termination of collection authority upon servicer insolvency.

#### Set-off risk

There is no set-off risk from customer deposits or employees in the transaction. VWL does not have a deposit business, and employee contracts are not eligible for the transaction. A significant portion of lease contracts in the pool have standard service components attached to them. Although cash flows for services are not securitised, this may lead to lessee set-off risk in case services are not provided. We assume, however, in an insolvency scenario because of a restructuring for the servicer in Germany, there is a strong incentive to continue services. In addition, the enforcement of such lessee rights is uncertain.

#### Ancillary legal risk

Trade tax risk: There remains some uncertainty around trade tax obligations for the lease receivables in the portfolio. The risk reserve, which covers a number of claims the issuer may have against VWL, has been sized to broadly cover the maximum estimated tax risk exposure arising under the German trade tax and VAT tax risk. We analysed stressed scenarios and assessed its impact on the risk reserve. Because the sizeable risk reserve is fully funded and non-amortising, the impact of legal risks is deemed not significant with respect to the run-off of risks the risk reserve is sized to cover.

## Comparables

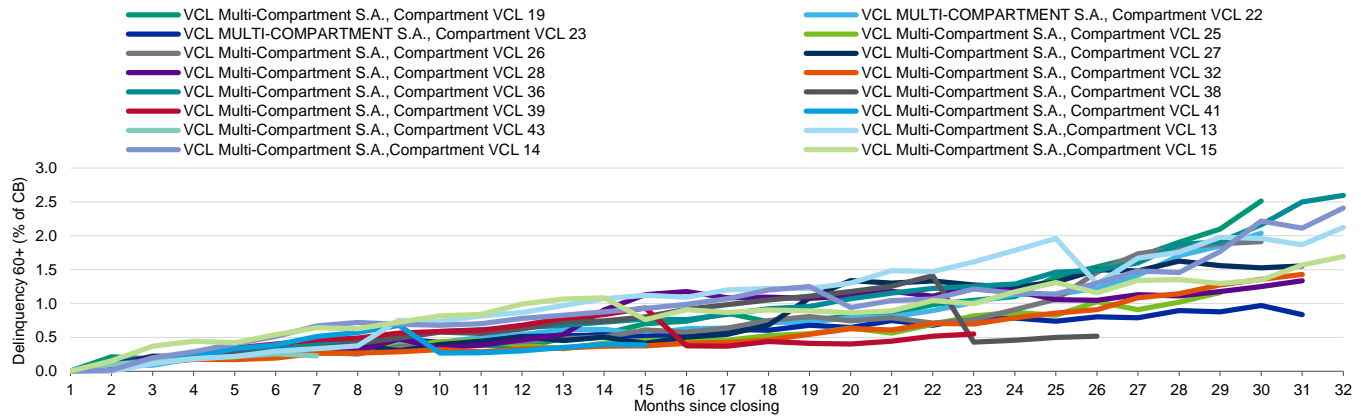
### Prior transactions

The performance of the originator's precedent transactions in this sector is within or better than our expectations.

The exhibits below show the performance of precedent transactions originated by VWL and rated by us.

Exhibit 17

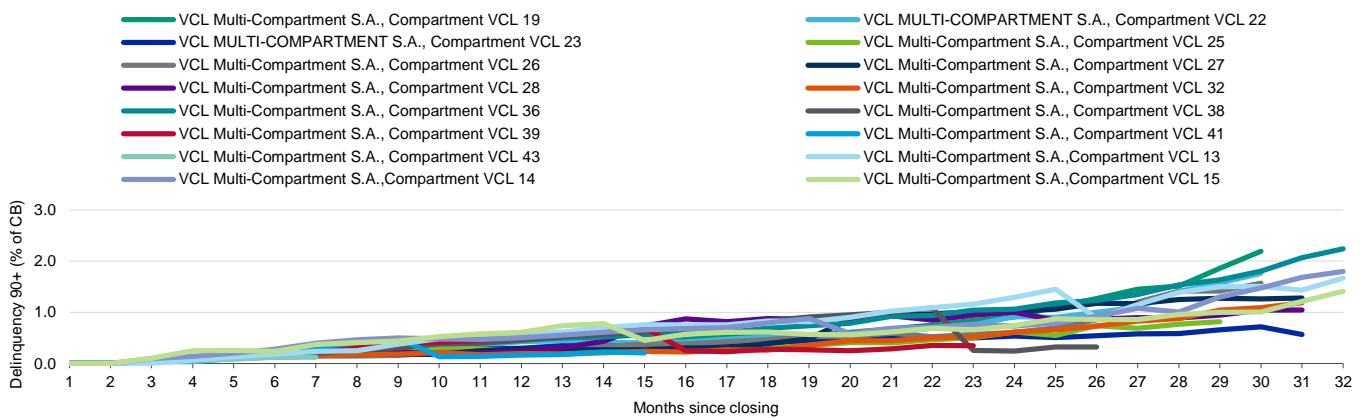
### 60-day delinquencies - Seasoning by deal



Sources: periodic investor/servicer reports, Moody's Ratings

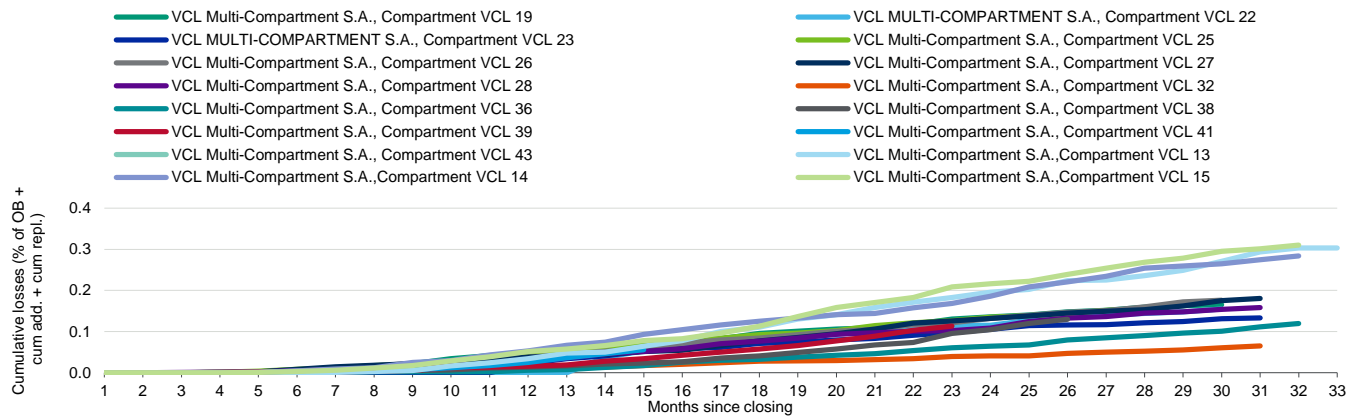
Exhibit 18

### 90-day delinquencies - Seasoning by deal



Sources: Moody's Ratings and periodic investor/servicer reports

Exhibit 19

**Cumulative losses - Seasoning by deal**

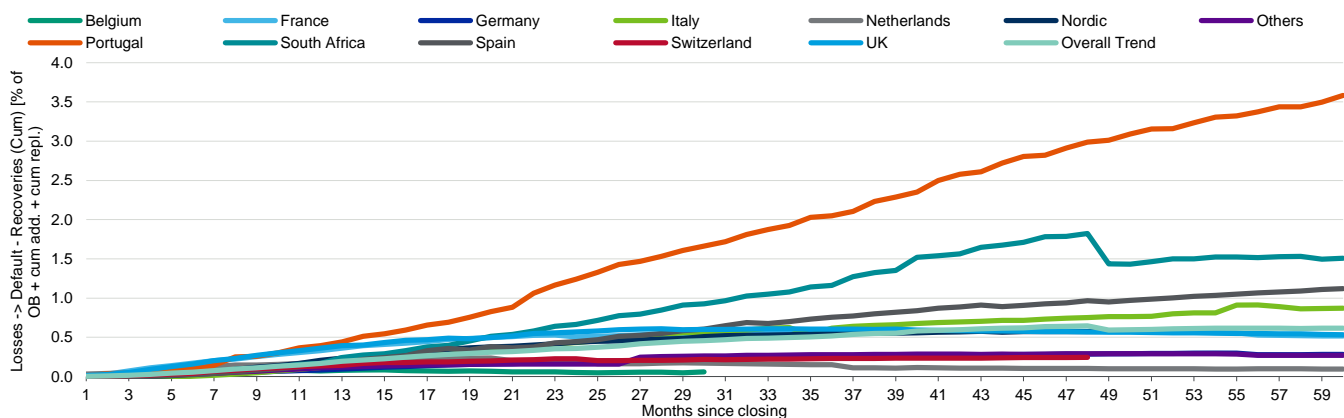
Sources: Moody's Ratings and periodic investor/servicer reports

**Transactions of other sellers/servicers**

For benchmarking purposes, the charts below include cumulative losses in German auto lease ABS that we rate. However, the performance shown can be affected by several factors, such as the seasoning of the pool, the age of the transaction, pool-specific characteristics and the length of the revolving period.

The exhibits below show the performance of comparable transactions among originators in Europe.

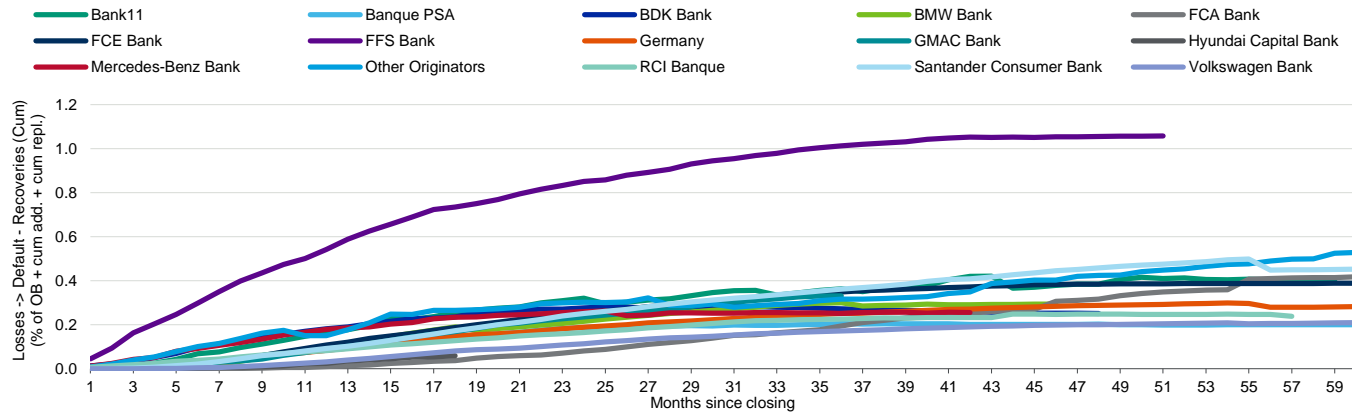
Exhibit 20

**EMEA auto loan and auto lease ABS losses - Seasoning by domicile**

Sources: Moody's Ratings and periodic investor/servicer reports

Exhibit 21

## German auto loan and auto lease ABS losses - Seasoning by originator



Sources: Moody's Ratings and periodic investor/servicer reports

The exhibit below shows a benchmark table including the portfolio characteristics of comparable transactions in Germany.

Exhibit 22

## Comparable transactions - Asset characteristics

Deal name	VCL Multi-Compartment S.A., Compartment VCL 45	VCL Multi-Compartment S.A., Compartment VCL 43	VCL Multi-Compartment S.A., Compartment VCL 41	VCL Multi-Compartment S.A., Compartment VCL 39	SC Germany S.A., Compartment Leasing 2023-1	Bavarian Sky S.A., Compartment German Auto Leases 8
Country	Germany	Germany	Germany	Germany	Germany	Germany
Closing date or rating review date (dd/mm/yyyy)	25/06/2025	25/10/2024	26/02/2024	26/06/2023	13/12/2023	20/11/2023
Currency of rated issuance	EUR	EUR	EUR	EUR	EUR	EUR
Rated notes volume (excluding NR and equity)	974,000,000.0	729,000,000.0	972,000,000.0	723,000,000.0	700,000,000.0	800,000,000.0
Originator/servicer	Volkswagen Leasing GmbH	Volkswagen Leasing GmbH	Volkswagen Leasing GmbH	Volkswagen Leasing GmbH	Santander Consumer Leasing GmbH	BMW Bank GmbH
Captive finance company?	Yes	Yes	Yes	Yes	No	Yes
Long-term rating	NR	A1	A3	A3	NR	NR
Short-term rating	NR	P-1	P-2	P-2	NR	NR
Securitized pool balance (total pool)	€ 1,000,003,056.8	€ 750,016,451.1	€ 1,000,012,007.7	€ 750,002,634.3	€ 699,999,990.6	€ 863,899,907.1
Auto loan receivables %	0.0%	0.0%	0.0%	0.0%	0.0%	0.0%
Auto lease receivables %	100.0%	100.0%	100.0%	100.0%	100.0%	100.0%
RV receivables %	N/A	N/A	N/A	N/A	0.0%	N/A
Portion of (fully) amortising contracts %	100.0%	100.0%	100.0%	100.0%	100.0%	100.0%
Portion of bullet / balloon contracts %	0.0%	0.0%	0.0%	0.0%	0.0%	0.0%
Portion of pure bullet / balloon payments %	0.0%	0.0%	0.0%	0.0%	0.0%	0.0%
Average size of balloon payment (as % of initial pool balance)	N/A	N/A	N/A	0.0%	0.0%	N/A
Method of payment - direct debit (minimum payment)	97.0%	98.9%	98.7%	99.4%	99.1%	99.7%
WA initial yield (total pool)	N/A	N/A	N/A	N/A	5.0%	7.0%
Minimum yield for additional portfolios p.a.	Static	Static	Static	Static	5.5%	7.0%
WAL of total pool initially (in years)	1.2	1.4	1.4	1.3	1.5	1.1
WA original term (in years)	3.3	3.3	3.3	3.3	3.6	3.3
WA seasoning (in years)	0.7	0.7	0.6	0.5	0.6	0.8
WA remaining term (in years)	2.6	2.6	2.7	2.8	2.9	2.5
No. of contracts	110,093	79,038	96,285	72,788	63,959	69,168
No. of obligors	88,712	64,878	74,994	57,855	55,225	56,784
Single obligor (group) concentration %	0.2%	0.1%	0.2%	0.3%	0.1%	0.1%
Top 10 obligor (group) concentration %	1.2%	0.9%	1.1%	1.1%	0.8%	0.4%
Top 20 obligor (group) concentration %	2.0%	1.5%	1.6%	1.6%	1.3%	0.7%
Private obligors %	24.3%	25.5%	21.9%	20.4%	30.0%	24.7%
Name largest manufacturer	Volkswagen	Volkswagen	Volkswagen	Volkswagen	Volvo	BMW
Name 2nd largest manufacturer	Audi	Audi	Audi	Audi	Mazda	MINI
Name 3rd largest manufacturer	Skoda	Skoda	Skoda	Skoda	Tesla	Other BMW Group (incl. Motorcycles)
Size % largest manufacturer	36.7%	37.9%	37.4%	35.6%	38.6%	87.3%
Size % 2nd largest manufacturer / brand	23.0%	24.5%	28.9%	29.5%	24.4%	9.3%
Size % 3rd largest manufacturer / brand	18.2%	17.3%	15.0%	15.9%	16.9%	3.5%
New vehicles %	93.0%	92.6%	92.6%	94.2%	95.7%	99.1%
Name largest region	North Rhine-Westphalia	North Rhine-Westphalia	North Rhine-Westphalia	North Rhine-Westphalia	North Rhine-Westphalia	Post code area 8
Name 2nd largest region	Bavaria	Bavaria	Bavaria	Bavaria	Bavaria	Post code area 4
Name 3rd largest region	Baden-Wuerttemberg	Baden-Wuerttemberg	Baden-Wuerttemberg	Baden-Wuerttemberg	Baden-Wuerttemberg	Post code area 7
Size % largest region	23.7%	23.3%	23.8%	23.5%	23.9%	14.8%
Size % 2nd largest region	16.8%	18.0%	18.1%	17.4%	17.4%	13.5%
Size % 3rd largest region	15.8%	15.6%	15.2%	15.0%	11.5%	12.4%
Number of dealers	N/A	N/A	N/A	N/A	N/A	N/A

Sources: VCL Multi-Compartment S.A., Compartment VCL 45 prospectus, Moody's Ratings

Exhibit 23

## Comparable transactions - Asset assumptions

Deal name	VCL Multi-Compartment S.A., Compartment VCL 45	VCL Multi-Compartment S.A., Compartment VCL 43	VCL Multi-Compartment S.A., Compartment VCL 41	VCL Multi-Compartment S.A., Compartment VCL 39	SC Germany S.A., Compartment Leasing 2023-1	Bavarian Sky S.A., Compartment German Auto Leases 8
Gross default / net loss definition modelled	6 months	6 months	6 months	6 months	3 months	Final write-off (app. 90 days)
Period covered by vintage data (in years)	6.2	5.5	10.0	10.0	4.8	8.5
Type of default / loss distribution	Lognormal	Lognormal	Lognormal	Lognormal	Lognormal	Lognormal
Model running on defaults/losses	Losses	Losses	Losses	Losses	Default	Default
Mean gross default/net loss rate - initial pool	0.5%	0.5%	0.5%	0.6%	1.5%	1.4%
Mean gross default/net loss rate - replenished pool	N/A	N/A	N/A	N/A	1.5%	1.4%
Mean net loss rate (calculated or modelled)	0.5%	0.5%	0.5%	0.6%	0.8%	1.4%
CoV (implied)	71.7%	71.9%	72.2%	71.4%	68.2%	55.5%
Default timing curve	Sine (6-11-32)	Sine (6-11-33)	Sine (6-11-33)	Sine (6-11-33)	Sine (3-12-37)	Sine(3-11-33)
Mean recovery rate	0.0%	0.0%	0.0%	0.0%	50.0%	0.0%
Portfolio credit enhancement (PCE)	5.0%	5.0%	5.0%	6.0%	7.0%	10.0%
PCE calibrated to	Aaa	Aaa	Aaa	Aaa	Aaa	Aaa
Conditional prepayment rate (CPR)	2.5% first 18 months; 7.5% thereafter	2.5% first 18 months; 7.5% thereafter	2.5% first 18 months; 7.5% thereafter	2.5% first 18 months; 7.5% thereafter	2.5% first 18 months; 7.5% thereafter	0.0% first 18 months; 5.0% thereafter
Seasoning as modelled (in months)	N/A	N/A	N/A	N/A	N/A	N/A
Stressed fees modelled	1.03%	1.03%	1.03%	1.03%	0.10%	0.10%
PDL definition	Losses	Losses	Losses	Losses	Defaults	Defaults
Assumed portfolio yield p.a. - initial pool	5.7%	5.7%	5.7%	5.7%	4.9%	7.0%
Assumed portfolio yield p.a. - additional pool	N/A	N/A	N/A	N/A	5.5%	7.0%
Index rate assumed in 1st period	2.5%	3.5%	4.0%	3.5%	4.0%	4.0%
RV risk modelled?	No	No	No	No	No	No
RV haircut (Aaa (sf))	N/A	N/A	N/A	N/A	N/A	N/A

Source: VCL Multi-Compartment S.A., Compartment VCL 45 prospectus, Moody's Ratings

## Additional asset analysis

## Origination/servicing quality

The main strengths of the servicer in this transaction are VWL's experience as an originator in the German car leasing market and its role as a market leader in its home market. In addition, VWL is the captive originator of a strong vehicle manufacturer.

### Securitisation structure description

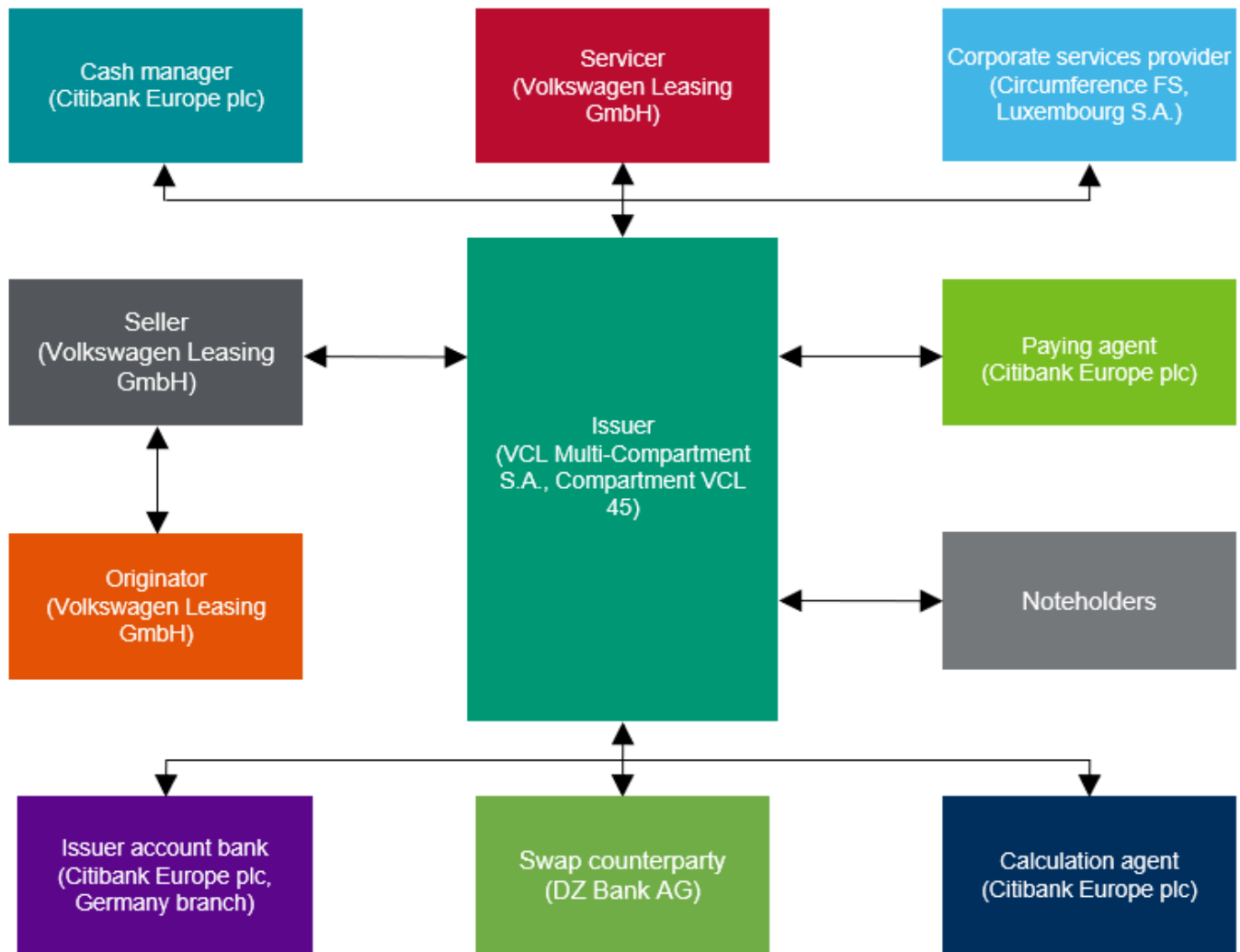
The issuer is an SPV incorporated under the laws of Luxembourg as a limited liability company (société anonyme). The compartment is in all legal aspects relevant for the transaction and separate from all other compartments of the SPV. Interest on the notes is paid monthly.

### Structural diagram

Below is a structural diagram of the transaction, illustrating the relationship between the issuer, VCL 45, and the other transaction parties.

Exhibit 24

#### Structural diagram



Source: VCL Multi-Compartment S.A., Compartment VCL 45 prospectus



### Detailed description of the structure

The transaction structure is a senior subordinated structure with a reserve fund. Additionally, notes that are issued by the issuer benefit from over-collateralisation (because the pool amount is greater than aggregated funded liabilities).

#### Credit enhancement

Credit enhancement in the transaction includes a cash reserve, subordination of the notes and over-collateralisation.

#### Allocation of payments/waterfall

On each payment date, the issuer's available funds (that is, interest and principal on the lease receivables, available amounts from the reserve fund account — except reserve amortisation amounts — and net swap receipts under the Class A and Class B notes interest rate swaps) is applied in the following simplified order of priority:

1. Senior expenses/tax;
2. Swap payments;
3. Accrued and unpaid interest on Class A notes;
4. Accrued and unpaid interest on Class B notes;
5. Cash collateral account until the required reserve amount is reached;
6. In a German trade tax increase event, to the cash collateral account until the required reserve amount is reached;
7. Principal payments in modified pro rata order (subject to cumulative net loss triggers) until repaid in full to Class A and Class B notes (please refer to the "over-collateralisation" section below for more details);
8. Subordinated swap payments due and payable under the swap agreement;
9. Accrued and unpaid interest on the subordinated loan;
10. Principal payment on the subordinated loan until repaid in full;
11. Remaining excess to VWL by way of a final success fee.

Cash collateral account amortisation amount is only applied to the priority of payments and repays the notes if one of the credit enhancement triggers has been breached. Otherwise, these amounts directly repay the subordinated loan.

#### Cash reserve

- » The cash reserve is funded at 1.2% of the portfolio balance at closing with a floor of the lesser of (i) 1.0% of the initial portfolio balance, and (ii) the aggregate outstanding principal amount of the Class A and Class B notes;
- » It is available to cover losses on the notes only at legal final maturity or when the aggregate discounted balance of the portfolio is reduced to zero;
- » The cash reserve is also available for liquidity during the life of the transaction;
- » The reserve fund is replenished after the interest payment of the Class A and B notes using the available funds in the cash flow waterfall;
- » Before the legal final maturity date and unless credit enhancement triggers are breached or there is a servicer insolvency event, the cash reserve amortisation amounts flow directly to the sponsor and cannot be used to cover any payment shortfalls.

### Over-collateralisation

- » The transaction benefits from over-collateralisation;
- » Over-collateralisation is created by defining a lower portfolio purchase price than the net present value of the auto lease receivables portfolio;
- » Class A and Class B notes amortise on a sequential basis until the target collateralisation levels (subordination + over-collateralisation) of 12.25% for Class A notes and 7.50% for Class B notes are reached;
- » Target collateralisation levels increases upon portfolio performance triggers (see the "Performance triggers" section);
- » Once target collateralisation levels are reached, both classes of notes amortise on a pro rata basis to maintain target collateralisation levels. Amortisation switches back to being on a sequential basis if target collateralisation levels have changed because of a trigger breach.

### Liquidity

- » Principal to pay interest mechanism (combined waterfall);
- » The reserve fund is a further source of liquidity.

### Performance triggers

Class A and Class B notes required over-collateralisation levels increase to 14.00% and 8.25%, respectively, if the Level 1 credit enhancement increase condition is breached. The Level 1 credit enhancement increase condition is in effect if:

- » The cumulative net loss ratio exceeds 0.5% on any payment date before, and including, September 2026, or 1.15% on any payment date after, but excluding, the payment date September 2026 until, and including, the payment date falling in June 2027.

The waterfall switches to sequential until full redemption of Classes A and B if the Level 2 credit enhancement increase condition is breached. The Level 2 credit enhancement increase condition is in effect if:

- » The cumulative net loss ratio exceeds 1.60% on any payment date.

*Cumulative net loss ratio:* Sum of the discounted receivables balances of all purchased receivables (including lease receivables which were not received on time and lease receivables remaining to be paid in the future) that were written off at the end of the monthly period divided by aggregate discounted receivables balance as on the cut off date.

### Servicer-related triggers

The appointment of the servicer is terminated if the following events occur:

- » Insolvency of the servicer;
- » Failure to perform significant obligations, if not remedied within 60 days;
- » Failure to make payments due, if not remedied within 5 business days;
- » Misrepresentation of warranties not remedied within 60 days.

### Other counterparty rating triggers

The issuer account bank is replaced if its short-term bank deposit rating falls below P-1 or its long-term bank deposit rating falls below Baa1.

### Excess spread

All assigned receivables were purchased at a discounted rate of 5.7%. However, unless the Level 2 credit enhancement increase condition is in effect, part of the resulting portfolio yield 2.3176% (the buffer release rate) is paid directly to VWL and is not available for the transaction priority of payments, unless the cumulative net loss ratio exceeds 1.60% for any payment date. The buffer release

rate is recalculated on a monthly basis, such that the transaction targets a nil excess spread after payment, having deducted senior fees (estimates of ongoing servicing costs), plus spreads on the rated notes and swap rate.

#### **Interest rate mismatch**

The pool consists of 100.0% fixed-rate lease receivables, whereas the notes are floating-interest-rate liabilities. As a result, the issuer is subject to a fixed-floating interest rate mismatch (that is, the risk that the interest rate on the notes differs from the interest rate payable on the portfolio).

To mitigate the fixed-floating interest rate mismatch, the issuer has entered into an interest rate swap agreement with DZ Bank AG (Aa2/P-1;Aa2(cr)/P-1(cr)) for Class A and Class B notes. Under the swap agreement:

- » The issuer pays a fixed rate on Class A and Class B notes;
- » The swap counterparty pays one-month Euribor plus spread of Class A and Class B notes, respectively, subject to a floor of zero;
- » The notional is the outstanding note balance of Class A and Class B notes, respectively;
- » The transfer and collateral posting triggers are set at Baa3(cr) and A3(cr), respectively.

#### **Asset transfer/true sale/bankruptcy remoteness**

The purchase of the lease asset portfolio is financed by the issuance of Classes A and B notes, and a subordinated loan. The purchase is a true sale of the lease receivables under German law, dealer residual value receivables, vehicles and ancillary rights to the issuer for the benefit of the noteholders.

The issuer is an SPV incorporated under the laws of Luxembourg as a limited liability company (société anonyme).

#### **Cash manager**

[Citibank Europe plc](#) (Aa3/P-1 deposit ratings; Aa3(cr)/P-1(cr)) acts as an independent cash manager in the transaction. The cash manager's main responsibilities are making payments according to the waterfall and drawing on the cash reserve and other sources of liquidity. The cash manager makes cash flow calculations on each monthly payment date. Events that could lead to termination of the cash manager include insolvency and a failure to perform significant obligations (if not remedied).

There is no backup cash manager appointed at closing.

#### **Replacement of the servicer**

There is no backup servicer or backup servicer facilitator appointed at closing.

We assume in a restructuring insolvency scenario for the servicer in Germany and also see a strong incentive to continue services in a servicer insolvency.

## Securitisation structure analysis

### Primary structural analysis

We base our primary analysis of the transaction structure on the loss distribution of the portfolio to derive our cash flow model.

#### Tranching of the notes

We used a lognormal distribution to describe the loss distribution of the portfolio. We used this distribution in the cash flow model to ultimately derive the level of losses on the notes under each default scenario.

We considered the allocation of cash flow that the collateral generates to each of the parties within the transaction, and the extent to which the structural features of the transaction might themselves provide additional credit protection to investors or alternatively act as a further source of risk in addition to the intrinsic risk of the lease assets. We have analysed the strength of triggers to reduce the exposure of the portfolio to the originator/servicer bankruptcy.

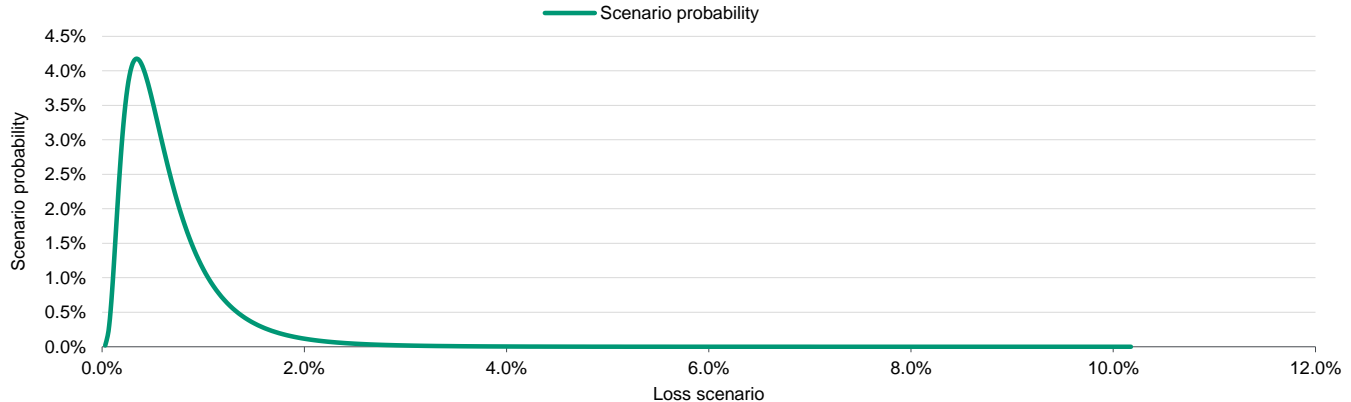
As a first step towards determining the theoretical rating of the notes, we used an expected loss methodology that reflects the probability of default for the notes multiplied by the severity of the loss expected for the notes.

To allocate losses to the notes in accordance with their priority of payment and relative size, we used a cash flow model (ABSROM) that reproduces most of the deal-specific characteristics.

We have already described the main input parameters of the model. The result of weighting the loss severity and the average life of the notes in each loss scenario output (the result of inputting each default scenario into ABSROM) with its probability of occurrence is the expected loss and the expected average life of the notes, respectively. We then compare both values to Moody's Idealised expected loss table.

Exhibit 25

#### Lognormal loss distribution



Source: Moody's Ratings

#### Timing of losses

In our base case scenario, the timing of losses curve assumed is sine, with the first loss occurring with a 6 month lag (according to the transaction definition), a peak at month 11 and the last loss at month 32.

#### Loss definition

The definition of a written-off lease receivable in this transaction is one which has been reduced by recoveries and finally written off by VWL in its capacity as a servicer, in accordance with its customary accounting practice in effect from time to time.

Upon the termination of a contract, the delinquent debtor has 14 days to render the payment of the entire claim amount or, alternatively, to deliver the vehicle to the premises of a Volkswagen Group dealer. This process is supported by an outbound team contacting the defaulted debtors and trying to agree with them either to pay the entire claim amount or to retransfer the vehicle to VWL or a Volkswagen Group dealer.

In the event of noncompliance, a vehicle-repossession request is issued to an external repossession company. Repossession of the vehicle usually occurs around the 91st day after the first unpaid instalment was due. After repossession of the vehicle, it takes on an average around 30 days until the vehicle is sold. Thus, generally around 121 days pass between the date on which payment of the first unpaid instalment is due and the date on which the debtor's account is settled.

If the recoveries from the sale of the vehicle, deposits and enforcement of guarantees are not sufficient to satisfy the outstanding claim against the lessee, the remaining claim is written off as irrecoverable.

The exhibit below shows a benchmark table including the structural features of comparable transactions in Germany.

Exhibit 26

**Comparable transactions - Structural features**

Deal name	VCL Multi-Compartment S.A., Compartment VCL 45	VCL Multi-Compartment S.A., Compartment VCL 43	VCL Multi-Compartment S.A., Compartment VCL 41	VCL Multi-Compartment S.A., Compartment VCL 39	SC Germany S.A., Compartment Leasing 2023-1	Bavarian Sky S.A., Compartment German Auto Leases 8
Revolving period (in years)	Static	Static	Static	Static	1.0	1.0
Size of credit RF (as % of rated notes)	1.23%	1.23%	1.23%	1.20%	1.25%	1.19%
RF amortisation floor (as % of initial total pool)	1.00%	1.00%	1.00%	1.00%	0.20%	Non amortising
Set-off risk?	No	No	No	No	No	Yes
Set-off mitigant	Other	Other	Other	Other	Other	Other
Set-off amount	N/A	N/A	N/A	N/A	N/A	0.0
Commingling risk?	Yes	Yes	Yes	Yes	Yes	Yes
Commingling mitigant	Other	Other	Other	Other	Reserve funded upon trigger	Reserve set up on downgrade
Back-up servicer appointed if servicer rated below	Not applicable	Not applicable	Not applicable	Not applicable	Not applicable	Not applicable
Back-up servicer name	N/A	N/A	N/A	N/A	N/A	N/A
Back-up servicer facilitator	N/A	N/A	N/A	N/A	Vistra (Germany) GmbH	Intertrust (Luxembourg) S.A.R.L.
Swap in place?	Yes	Yes	Yes	Yes	Yes	Yes
Swap counterparty long-term rating	Aa2	Aa1	Aa3	Aa2	Aa2	Aa3
Swap counterparty short-term rating	P-1	P-1	P-1	P-1	P-1	P-1
Swap counterparty	DZ BANK AG	Royal Bank of Canada	ING Bank N.V.	DZ BANK AG	DZ BANK AG	SEB AB
Swap counterparty cr	Aa2(cr)/P-1(cr)	Aa1(cr)/P-1(cr)	Aa3(cr)/P-1(cr)	Aa2(cr)/P-1(cr)	Aa2(cr)/P-1(cr)	Aa2(cr)/P-1(cr)
Type of swap	Fixed-floating	Fixed-floating	Fixed-floating	Fixed-floating	Fixed-floating	Fixed-floating
Size of Aaa(sf) rated class	95.60%	95.40%	95.40%	94.60%	89.24%	92.60%
Aa1(sf) rated class	0.00%	0.00%	0.00%	0.00%	0.00%	0.00%
Aa2(sf) rated class	1.80%	1.80%	1.80%	1.80%	4.26%	0.00%
Aa3(sf) rated class	0.00%	0.00%	0.00%	0.00%	0.00%	0.00%
A(sf) rated class	0.00%	0.00%	0.00%	0.00%	2.00%	0.00%
Baa(sf) rated class	0.00%	0.00%	0.00%	0.00%	2.00%	0.00%
Ba(sf) rated class	0.00%	0.00%	0.00%	0.00%	2.50%	0.00%
B(sf) rated class	0.00%	0.00%	0.00%	0.00%	0.00%	0.00%
Initial over-collateralisation	0.84%	0.84%	0.84%	0.80%	0.00%	N/A
Reserve fund as % of initial total pool	1.20%	1.20%	1.20%	1.20%	1.25%	1.10%
Annualised net excess spread as modelled	2.32%	1.79%	1.25%	0.00%	0.49%	3.20%
PCE/EL multiple	10.0	10.0	10.0	10.0	9.3	7.1

Source: VCL Multi-Compartment S.A., Compartment VCL 45 prospectus and Moody's Ratings

**Additional structural analysis****Asset transfer, true sale and bankruptcy remoteness**

We consider the purchase of lease receivables to be an effective true sale under German law and the issuer to be a bankruptcy remote entity. Our assessment is based on the analysis of the transaction documentation and takes into account the legal opinion provided by the transaction counsel.

The lease portfolio is purchased at a discount. In case of prepayments, VWL compensates the issuer for negative differences between the portfolio discount rate and the interest rate on the prepaid lease contract. Under the relevant German InsO, the administrator has, under certain circumstances, the right to elect to continue or to reject a lease contract if that is in the best interests of the bankrupt company. If the administrator has this power of election, then, upon bankruptcy of the originator, the issuer loses its interest on receivables regardless of whether or not the administrator chooses to reject the leases. If the administrator elects to continue the lease, new leases are deemed to arise between the insolvent lessor and the lessees in place of the original leases. However, this risk is fully mitigated if the lease is refinanced with a third-party in compliance with Sec. 108(1)(2) of the German InsO because the administrator does not have the power to elect to continue or reject the leases under Sec. 103 InsO.

According to Sec. 108(1)(2) InsO, lease receivables have to be refinanced within a short period of time after the lease asset is purchased (although it does not define the time frame). For VCL 45, the interim financing period before the initial secured refinancing is at

maximum up to three months at the initial pool cut-off days plus around 21 days for lease receivables in the portfolio. We are of the opinion that interim periods above three months need to be assessed in more detail. The legal risk is reduced because of the relatively short additional period (the eligibility criteria limit the initial interim financing period before the initial secured refinancing), the credit quality of the originator, and the fact that securitisation has been a known source of refinancing for VWL over the last few years. Hence, other creditors of VWL are aware of frequent lease portfolio transfers for secured refinancing purposes, and they may be less likely to challenge the application of Sec. 108(1)(2) InsO as an exception to Sec 103 InsO in the event of VWL's insolvency.

**Cash reserve**

The cash reserve is funded at 1.2% of the portfolio balance at closing with a floor of the lesser of (i) 1.0% of the initial portfolio balance, or (ii) the aggregate outstanding amount of the Class A and Class B notes. The reserve is available to cover losses on the notes only at legal final maturity or when the aggregate discounted balance of the portfolio is reduced to zero. Moreover, before the legal final maturity date and unless credit enhancement triggers are breached or there is a servicer insolvency event, the reserve fund amortisation amounts flow directly to the sponsor and cannot be used to cover any payment shortfalls.

**Commingling risk**

The commingling risk on collections is mitigated by (1) the rating of the servicer at closing, (2) the monthly sweep of collections to the issuer account, (3) a requirement to advance expected collections before each collection period upon a downgrade of VWB below Baa2 and (4) the automatic termination of collection authority upon servicer insolvency.

**Set-off risk**

There is no set-off risk from customer deposits or employees in the transaction. VWL does not have a deposit business, and employee contracts are not eligible for the transaction.

**Ancillary legal risk**

The risk reserve, which covers a number of claims the issuer may have against VWL, is sized to broadly cover the maximum estimated tax risk exposure arising under the German trade tax and VAT tax risk.

**Service components in lease contracts**

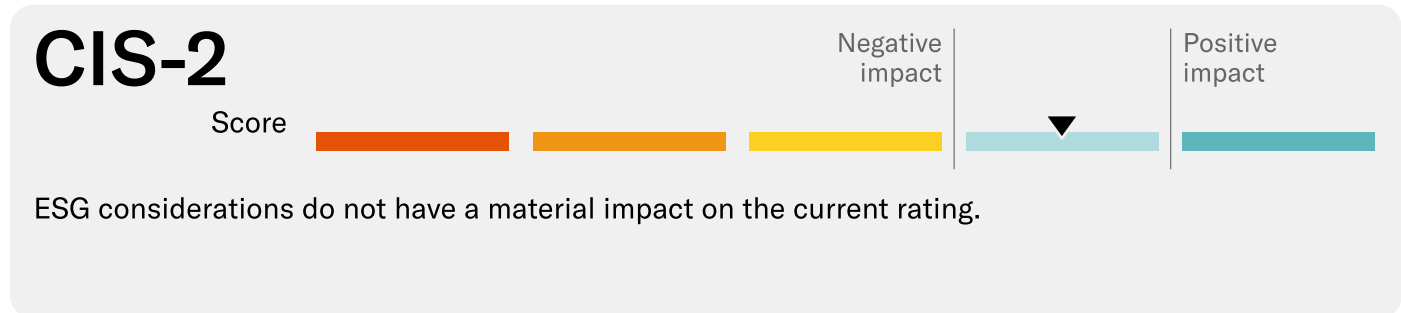
A significant portion of lease contracts in the pool (78.3%) have standard service components attached to them. On average, the payments on these additional service components are 11.8% in relation to the lease payments. Although cash flows for services are not securitised, this may lead to lessee contract termination risk or lessee set-off risk in case services are not provided. We assume in an insolvency scenario, a restructuring scenario for the servicer in Germany and also see a strong incentive to continue services in a servicer insolvency. In addition, the enforcement of such lessee rights is uncertain. The risk is sufficiently mitigated, and we have not stressed for it in our cash flow analysis.

## ESG considerations

VCL Multi-Compartment S.A., Compartment VCL 45's ESG credit impact score is CIS-2

Exhibit 27

### ESG credit impact score

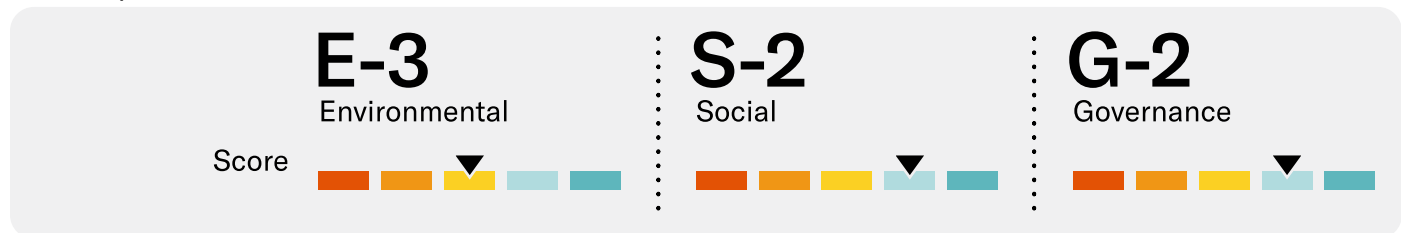


Source: Moody's Ratings

The ESG CIS of **CIS-2** reflects a limited impact from environmental, social and governance factors on the rating. The reference security for the CIS is the transaction's senior outstanding rated security, and the rating would not be higher in the absence of ESG considerations.

Exhibit 28

### ESG issuer profile scores



Source: Moody's Ratings

### Environmental

The Environmental IPS of **E-3** reflects the transaction's exposure to carbon transition and waste and pollution risks. Vehicles are subject to carbon and air pollution regulations, and changes in emissions regulations can affect their residual or recovery value. Risks are mitigated, however, by the typical long lead times for changes in regulations and the short tenor of the assets of the transactions.

### Social

The Social IPS of **S-2** reflects low exposure to social risks across all categories. Autos can be subject to risks from demographic and societal trends and customer relations in the form of technological changes or obsolescence, shifting demand patterns, changes in government policy, and the increasing popularity of alternative fuel vehicles, all of which can lead to volatility in recovery levels and residual values, but the short tenor of the assets mitigates the risks.

### Governance

The Governance IPS of **G-2** reflects that the transaction is structured to mitigate governance concerns pursuant to the contractual terms outlined in the transaction documentation, which also defines roles and responsibilities of transaction parties. As with this transaction, we assign an IPS of **G-2** to most structured finance transactions, since they are by design less exposed to governance risks.

ESG Issuer Profile Scores and Credit Impact Scores for the rated entity/transaction are available on Moodys.com. In order to view the latest scores, please click [here](#) to go to the landing page for the entity/transaction on MDC and view the ESG Scores section.

## Methodology and monitoring

The principal methodology used in this rating was [Moody's Global Approach to Rating Auto Loan- and Lease-Backed ABS](#), published in June 2025.

We will monitor the transaction on an ongoing basis to ensure that it continues to perform in the manner expected, including checking all supporting ratings and reviewing periodic servicing reports. Any subsequent changes in the rating will be publicly announced and disseminated through Moody's client service desk.

**Data quality:** The transaction will provide a finalised investor report and discuss it with a Moody's analyst. This report will include all the necessary information for us to monitor the transaction.

**Data availability:** The servicer will provide the investor report. The transaction documentation will set out a timeline for the investor report. The timeline for the investor reports is provided in the transaction documentation. The priority of payment section is published on the interest payment date. The completed report is published on the 16th calendar day of each month or if it is not a business day then the next succeeding business day. The frequency of the publication of the investor report is monthly, and the frequency of the interest payment date is monthly. Investor reports are publicly available on the Volkswagen Financial Services AG website.

**Originator links:** The originator acts as a servicer. Therefore, the performance of the pool is linked to the quality of servicing the lease receivables, collection on delinquencies and conducting recoveries upon default. No backup servicer is appointed at closing. The servicer also collects payments from lessees, which are swept to the issuer account only on a monthly basis, creating some link with the originator in case of insolvency. Mitigants to this exposure are described in detail in the commingling risk section.

**Significant influences:** In addition to the counterparty issues noted, the following factors may have a significant impact on the subject transaction's ratings:

- » A significant increase in the company's insolvency rate in Germany as a result of a deterioration in the country's economy beyond stresses already applied;
- » A significant increase in the unemployment rate in Germany as a result of a deterioration in the country's economy beyond stresses already applied.

## Modelling assumptions

The sensitivity to variation in some of the modelling assumptions may have been considered in the analysis.

Exhibit 29

### Modelling assumptions

Expected loss:	0.5%
PCE:	5.0%
Coefficient of variation (CoV):	71.7%
Timing of defaults/losses:	Sine (6-11-32)
Recovery rate:	N/A
Recovery lag:	N/A
Conditional prepayment rate (CPR):	2.5% first 18 months; 7.5% thereafter
Fees (as modelled):	1.03%, with a floor of €150,000
PDL definition:	Losses
Amortisation profile:	Scheduled amortisation of the assets
Country ceiling:	Aaa
Margin compression:	N/A
Interest on cash:	Index -0.5%
Commingling risk modelled?	No
Excess spread (model output)*:	2.32%

\* The annualised excess spread in a zero-default scenario based on the first payment period value using Moody's stressed asset yield and fees assumptions.

Source: Moody's Ratings



## Appendix 1: Summary of the originator's underwriting policies and procedures

Exhibit 30

### Originator's underwriting policies and procedures

<b>Originator ability</b>	<b>At closing</b>
<b>Sales and Marketing Practices</b>	
Origination Channels:	3,700 dealers
Origination Volumes:	N/A
Average Length of Relationship Between Dealer and Originator:	N/A
<b>Underwriting Procedures</b>	
% of Loans Automatically Underwritten:	N/A
% of Loans Manually Underwritten:	N/A
Ratio of Loans Underwritten per FTE* per Day:	N/A
Average Experience in Underwriting or Tenure with Company:	N/A
Approval Rate:	N/A
Percentage of Exceptions to Underwriting Policies:	N/A
<b>Underwriting Policies</b>	
	Scorecards validated on an ongoing basis
Source of Credit History Checks:	Internal databases, external databases: Schufa, Burgel, Creditreform
Methods Used to Assess Borrowers' Repayments Capabilities:	Affordability calculation
Income Taken into Account in Affordability Calculations:	Net Income
Other Borrower's Exposures (i.e. other debts) Taken in Account in Affordability Calculations:	All outstanding plus information received from credit bureaus (e.g. Schufa) regarding other obligations
Method Used for Income Verification:	Payslips of at least 1 month (not older than two months)
Maximum Loan Size:	Depending on vehicle
Average Deposit Required:	N/A
<b>Credit Risk Management</b>	
Reporting Line of Chief Risk Officer:	To the corresponding management/executive boards and supervisory boards
*FTE: Full Time Employee	
<b>Originator Stability:</b>	<b>At Closing</b>
<b>Quality Controls and Audits:</b>	
Responsibility of Quality Assurance:	Team Leader, Risk Management validates scorecards (incl. Underwriting policy and overrides) on an annual basis
Number of Files per Underwriter per Month Being Monitored:	N/A
<b>Management Strength and Staff Quality</b>	
Average Turnover of Underwriters:	N/A
Training of New Hires and Existing Staff:	Formalised underwriting introduction program and ongoing training
<b>Technology</b>	
Frequency of Disaster Recovery Plan Test:	N/A

Source: VWL

## Appendix 2: Summary of the servicer's collection procedures

Exhibit 31

### Servicer's collection procedures

Servicer Ability		At Closing
Loan Administration		
Entities Involved in Loan Administration:	Head Office is responsible in Germany, international branches have sole responsibility	
Early Stage Arrears Practices	Contact via telephone to receive promise to pay or to solve problems with direct debit (e.g. wrong account number).	
Entities involved in Early Stage Arrears:	Head Office is responsible in Germany, international branches have sole responsibility.	
Definition of Arrears		
Arrears Strategy for 1-29 Days Delinquent:	Activity start after 1 day past due: a call is made. 12th days past due a letter is sent.	
Arrears Strategy for 30 to 59 Days Delinquent:	24 days past due a letter is sent 36 days past due (after the second payment is missed) a letter is sent. Frequency of attempt until reaching the borrower: daily (Power Dialer in use). Earliest possible date to terminate the contract: after 2 non paid instalments	
Arrears Strategy for 60 to 89 Days Delinquent:	Repossession of the vehicle. Negotiation: promise to pay, arrangement.	
Data Enhancement in Case Borrower is Not Contactable:	Strategies to obtain correct/updated contact details: use of credit bureaus, phone books, investigation agencies	
Loss Mitigation and Asset Management Practices		
Transfer of a Loan to the Late Stage Arrears Team:	After termination or in case of customer insolvency.	
Entities Involved in Late Stage Arrears:	Head Office is responsible in Germany (international branches have sole responsibility). Provider in use for repossession of the vehicle.	
Ratio of Loans per Collector (FTE):	N/A	
Time from First Default to Litigation /Sale:	Approx. 6 months from first default to litigation.	
Average Recovery Rate (on Vehicle):	N/A	
Channel Used to Sell Repossessed Vehicles:	Internal Department: Internet based tendering procedure, based on estimation of motor vehicle expert, at least 3 bids of dealers.	
Average Total Recovery Rate (after vehicle sale):	N/A	
Servicer Stability		At Closing
Management and Staff		
Average Experience in Servicing or Tenure with Company:	On average 10 years experience.	
Training of New Hires Specific to the Servicing Function (i.e. excluding the company induction training):	Work with experienced collector.	
Quality Control and Audit		
Responsibility of Quality Assurance:	Sub-department leader, team leader.	

Source: VWL

© 2025 Moody's Corporation, Moody's Investors Service, Inc., Moody's Analytics, Inc. and/or their licensors and affiliates (collectively, "MOODY'S"). All rights reserved.

CREDIT RATINGS ISSUED BY MOODY'S CREDIT RATINGS AFFILIATES ARE THEIR CURRENT OPINIONS OF THE RELATIVE FUTURE CREDIT RISK OF ENTITIES, CREDIT COMMITMENTS, OR DEBT OR DEBT-LIKE SECURITIES, AND MATERIALS, PRODUCTS, SERVICES AND INFORMATION PUBLISHED OR OTHERWISE MADE AVAILABLE BY MOODY'S (COLLECTIVELY, "MATERIALS") MAY INCLUDE SUCH CURRENT OPINIONS. MOODY'S DEFINES CREDIT RISK AS THE RISK THAT AN ENTITY MAY NOT MEET ITS CONTRACTUAL FINANCIAL OBLIGATIONS AS THEY COME DUE AND ANY ESTIMATED FINANCIAL LOSS IN THE EVENT OF DEFAULT OR IMPAIRMENT. SEE APPLICABLE MOODY'S RATING SYMBOLS AND DEFINITIONS PUBLICATION FOR INFORMATION ON THE TYPES OF CONTRACTUAL FINANCIAL OBLIGATIONS ADDRESSED BY MOODY'S CREDIT RATINGS. CREDIT RATINGS DO NOT ADDRESS ANY OTHER RISK, INCLUDING BUT NOT LIMITED TO: LIQUIDITY RISK, MARKET VALUE RISK, OR PRICE VOLATILITY. CREDIT RATINGS, NON-CREDIT ASSESSMENTS ("ASSESSMENTS"), AND OTHER OPINIONS INCLUDED IN MOODY'S MATERIALS ARE NOT STATEMENTS OF CURRENT OR HISTORICAL FACT. MOODY'S MATERIALS MAY ALSO INCLUDE QUANTITATIVE MODEL-BASED ESTIMATES OF CREDIT RISK AND RELATED OPINIONS OR COMMENTARY PUBLISHED BY MOODY'S ANALYTICS, INC. AND/OR ITS AFFILIATES. MOODY'S CREDIT RATINGS, ASSESSMENTS, OTHER OPINIONS AND MATERIALS DO NOT CONSTITUTE OR PROVIDE INVESTMENT OR FINANCIAL ADVICE, AND MOODY'S CREDIT RATINGS, ASSESSMENTS, OTHER OPINIONS AND MATERIALS ARE NOT AND DO NOT PROVIDE RECOMMENDATIONS TO PURCHASE, SELL, OR HOLD PARTICULAR SECURITIES. MOODY'S CREDIT RATINGS, ASSESSMENTS, OTHER OPINIONS AND MATERIALS DO NOT COMMENT ON THE SUITABILITY OF AN INVESTMENT FOR ANY PARTICULAR INVESTOR. MOODY'S ISSUES ITS CREDIT RATINGS, ASSESSMENTS AND OTHER OPINIONS AND PUBLISHES OR OTHERWISE MAKES AVAILABLE ITS MATERIALS WITH THE EXPECTATION AND UNDERSTANDING THAT EACH INVESTOR WILL, WITH DUE CARE, MAKE ITS OWN STUDY AND EVALUATION OF EACH SECURITY THAT IS UNDER CONSIDERATION FOR PURCHASE, HOLDING, OR SALE.

MOODY'S CREDIT RATINGS, ASSESSMENTS, OTHER OPINIONS, AND MATERIALS ARE NOT INTENDED FOR USE BY RETAIL INVESTORS AND IT WOULD BE RECKLESS AND INAPPROPRIATE FOR RETAIL INVESTORS TO USE MOODY'S CREDIT RATINGS, ASSESSMENTS, OTHER OPINIONS OR MATERIALS WHEN MAKING AN INVESTMENT DECISION. IF IN DOUBT YOU SHOULD CONTACT YOUR FINANCIAL OR OTHER PROFESSIONAL ADVISER.

ALL INFORMATION CONTAINED HEREIN IS PROTECTED BY LAW, INCLUDING BUT NOT LIMITED TO, COPYRIGHT LAW, AND NONE OF SUCH INFORMATION MAY BE COPIED OR OTHERWISE REPRODUCED, REPACKAGED, FURTHER TRANSMITTED, TRANSFERRED, DISSEMINATED, REDISTRIBUTED OR RESOLD, OR STORED FOR SUBSEQUENT USE FOR ANY SUCH PURPOSE, IN WHOLE OR IN PART, IN ANY FORM OR MANNER OR BY ANY MEANS WHATSOEVER, BY ANY PERSON WITHOUT MOODY'S PRIOR WRITTEN CONSENT. FOR CLARITY, NO INFORMATION CONTAINED HEREIN MAY BE USED TO DEVELOP, IMPROVE, TRAIN OR RETRAIN ANY SOFTWARE PROGRAM OR DATABASE, INCLUDING, BUT NOT LIMITED TO, FOR ANY ARTIFICIAL INTELLIGENCE, MACHINE LEARNING OR NATURAL LANGUAGE PROCESSING SOFTWARE, ALGORITHM, METHODOLOGY AND/OR MODEL.

MOODY'S CREDIT RATINGS, ASSESSMENTS, OTHER OPINIONS AND MATERIALS ARE NOT INTENDED FOR USE BY ANY PERSON AS A BENCHMARK AS THAT TERM IS DEFINED FOR REGULATORY PURPOSES AND MUST NOT BE USED IN ANY WAY THAT COULD RESULT IN THEM BEING CONSIDERED A BENCHMARK.

All information contained herein is obtained by MOODY'S from sources believed by it to be accurate and reliable. Because of the possibility of human or mechanical error as well as other factors, however, all information contained herein is provided "AS IS" without warranty of any kind. MOODY'S adopts all necessary measures so that the information it uses in assigning a credit rating is of sufficient quality and from sources MOODY'S considers to be reliable including, when appropriate, independent third-party sources. However, MOODY'S is not an auditor and cannot in every instance independently verify or validate information received in the credit rating process or in preparing its Materials.

To the extent permitted by law, MOODY'S and its directors, officers, employees, agents, representatives, licensors and suppliers disclaim liability to any person or entity for any indirect, special, consequential, or incidental losses or damages whatsoever arising from or in connection with the information contained herein or the use of or inability to use any such information, even if MOODY'S or any of its directors, officers, employees, agents, representatives, licensors or suppliers is advised in advance of the possibility of such losses or damages, including but not limited to: (a) any loss of present or prospective profits or (b) any loss or damage arising where the relevant financial instrument is not the subject of a particular credit rating assigned by MOODY'S.

To the extent permitted by law, MOODY'S and its directors, officers, employees, agents, representatives, licensors and suppliers disclaim liability for any direct or compensatory losses or damages caused to any person or entity, including but not limited to by any negligence (but excluding fraud, willful misconduct or any other type of liability that, for the avoidance of doubt, by law cannot be excluded) on the part of, or any contingency within or beyond the control of, MOODY'S or any of its directors, officers, employees, agents, representatives, licensors or suppliers, arising from or in connection with the information contained herein or the use of or inability to use any such information.

NO WARRANTY, EXPRESS OR IMPLIED, AS TO THE ACCURACY, TIMELINESS, COMPLETENESS, MERCHANTABILITY OR FITNESS FOR ANY PARTICULAR PURPOSE OF ANY CREDIT RATING, ASSESSMENT, OTHER OPINION OR INFORMATION IS GIVEN OR MADE BY MOODY'S IN ANY FORM OR MANNER WHATSOEVER.

Moody's Investors Service, Inc., a wholly-owned credit rating agency subsidiary of Moody's Corporation ("MCO"), hereby discloses that most issuers of debt securities (including corporate and municipal bonds, debentures, notes and commercial paper) and preferred stock rated by Moody's Investors Service, Inc. have, prior to assignment of any credit rating, agreed to pay Moody's Investors Service, Inc. for credit ratings opinions and services rendered by it. MCO and all MCO entities that issue ratings under the "Moody's Ratings" brand name ("Moody's Ratings"), also maintain policies and procedures to address the independence of Moody's Ratings' credit ratings and credit rating processes. Information regarding certain affiliations that may exist between directors of MCO and rated entities, and between entities who hold credit ratings from Moody's Investors Service, Inc. and have also publicly reported to the SEC an ownership interest in MCO of more than 5%, is posted annually at [ir.moody.com](http://ir.moody.com) under the heading "Investor Relations — Corporate Governance — Charter and Governance Documents - Director and Shareholder Affiliation Policy."

Moody's SF Japan K.K., Moody's Local AR Agente de Calificación de Riesgo S.A., Moody's Local BR Agência de Classificação de Risco LTDA, Moody's Local MX S.A. de C.V., I.C.V., Moody's Local PE Clasificadora de Riesgo S.A., and Moody's Local PA Clasificadora de Riesgo S.A. (collectively, the "Moody's Non-NRSRO CRAs") are all indirectly wholly-owned credit rating agency subsidiaries of MCO. None of the Moody's Non-NRSRO CRAs is a Nationally Recognized Statistical Rating Organization.

Additional terms for Australia only: Any publication into Australia of this document is pursuant to the Australian Financial Services License of MOODY'S affiliate, Moody's Investors Service Pty Limited ABN 61 003 399 657 AFSL 336969 and/or Moody's Analytics Australia Pty Ltd ABN 94 105 136 972 AFSL 383569 (as applicable). This document is intended to be provided only to "wholesale clients" within the meaning of section 761G of the Corporations Act 2001. By continuing to access this document from within Australia, you represent to MOODY'S that you are, or are accessing the document as a representative of, a "wholesale client" and that neither you nor the entity you represent will directly or indirectly disseminate this document or its contents to "retail clients" within the meaning of section 761G of the Corporations Act 2001. MOODY'S credit rating is an opinion as to the creditworthiness of a debt obligation of the issuer, not on the equity securities of the issuer or any form of security that is available to retail investors.

Additional terms for India only: Moody's credit ratings, Assessments, other opinions and Materials are not intended to be and shall not be relied upon or used by any users located in India in relation to securities listed or proposed to be listed on Indian stock exchanges.

Additional terms with respect to Second Party Opinions and Net Zero Assessments (as defined in Moody's Ratings Rating Symbols and Definitions): Please note that neither a Second Party Opinion ("SPO") nor a Net Zero Assessment ("NZA") is a "credit rating". The issuance of SPOs and NZAs is not a regulated activity in many jurisdictions, including Singapore. JAPAN: In Japan, development and provision of SPOs and NZAs fall under the category of "Ancillary Businesses", not "Credit Rating Business", and are not subject to the regulations applicable to "Credit Rating Business" under the Financial Instruments and Exchange Act of Japan and its relevant regulation. PRC: Any SPO: (1) does not constitute a PRC Green Bond Assessment as defined under any relevant PRC laws or regulations; (2) cannot be included in any registration statement, offering circular, prospectus or any other documents submitted to the PRC regulatory authorities or otherwise used to satisfy any PRC regulatory disclosure requirement; and (3) cannot be used within the PRC for any regulatory purpose or for any other purpose which is not permitted under relevant PRC laws or regulations. For the purposes of this disclaimer, "PRC" refers to the mainland of the People's Republic of China, excluding Hong Kong, Macau and Taiwan.



Contacts

Armin Krapf VP-Sr Credit Officer armin.krapf@moody's.com	+49.69.70730.726	Ginevra Negrini Ratings Associate ginevra.negrini@moody's.com
--	------------------	---

CLIENT SERVICES

Americas	1-212-553-1653
Asia Pacific	852-3551-3077
Japan	81-3-5408-4100
EMEA	44-20-7772-5454